



Feature paper

New features in TRIMIT

E-commerce JAN26

Table of Contents

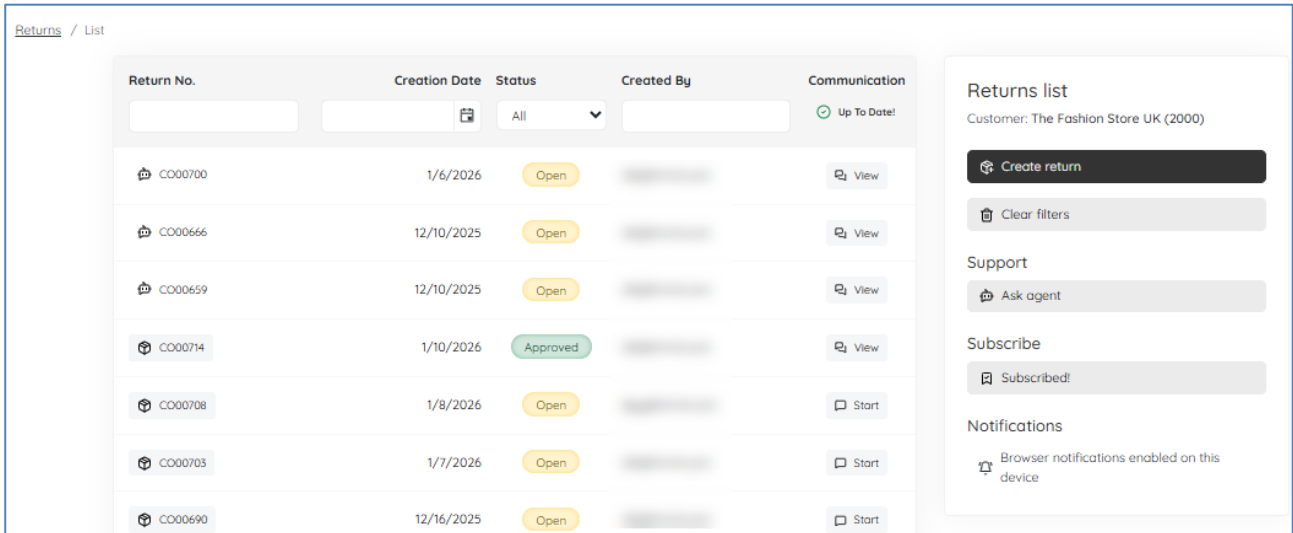
- Communication on Returns4
- Writer4
- Back in stock5
- New basket and submit pages6
- New shopping list.....6
- Quick add to basket for flat items7
- Multiple email recipients on submit page7
- Sales agents sign up7
- Login page layout customizations8
- Accordion layout for additional information on product page9
- Campaign filter on product list page10
- System message feature10
- Maintenance redirect page11
- Update shop visual progress12
- Supplier Portal Reintroduced13

This document contains information about the new or changed features in TRIMIT Ecommerce JAN26

Date: 27-03-2026

Communication on Returns

The new Returns Communication feature enables seamless interaction between end customers and backend agents throughout the returns process. Users can start and view communication threads for existing returns, as well as initiate communication directly with an agent even before a return is created—allowing agents to assist in creating a potential return when needed. The feature supports uploading and viewing multiple images per conversation to document issues clearly. Users are kept informed through web notifications in the dashboard, scheduled Firebase notifications, and email notifications, all configurable via theme-based scheduling settings for consistent and timely updates.



Note: This feature requires configuration and setup before it can be used, it is not enabled by default

Writer

Writer is a new content management feature that allows users to create and publish news items across both SA and B2B platforms. It supports rich content creation with images, banners, and user reactions, enabling more engaging communication with customers. Writer also leverages AI to generate content and headlines, helping users create professional news faster, and is fully responsive—optimized for both mobile devices and PCs.



Start 2026 with 50% Off: Our Annual Year-End Sale

Monday, January 5, 2026

marketing

In a time when everyday expenses continue to rise, finding clothing that is both stylish and affordable has become a priority for many shoppers. The good news is that dressing well doesn't have to come with a high price tag. With the right approach, it's possible to build a wardrobe of attractive, comfortable, and practical pieces while still staying within budget.

Affordable fashion today offers far more than basic essentials. Many collections now focus on clean designs, versatile colors, and easy-to-wear fits that can transition from casual outings to more polished occasions. Whether the goal is to refresh seasonal staples or add a few statement items, there are more options than ever that balance style and value.

Another advantage of reasonably priced clothing is the freedom to experiment. Shoppers can explore new styles, try different silhouettes, or update their look without the pressure of making a significant investment. This makes it easier to follow trends selectively while still maintaining a personal style that feels authentic and sustainable over time.

Ultimately, a "nice look" isn't defined by how much is spent, but by how well pieces work together and how confident they make the wearer feel. Affordable prices simply make that goal more accessible. By choosing thoughtfully and focusing on quality where it matters most, anyone can create a wardrobe that looks refined, feels comfortable, and supports day-to-day life without unnecessary cost.



Edit



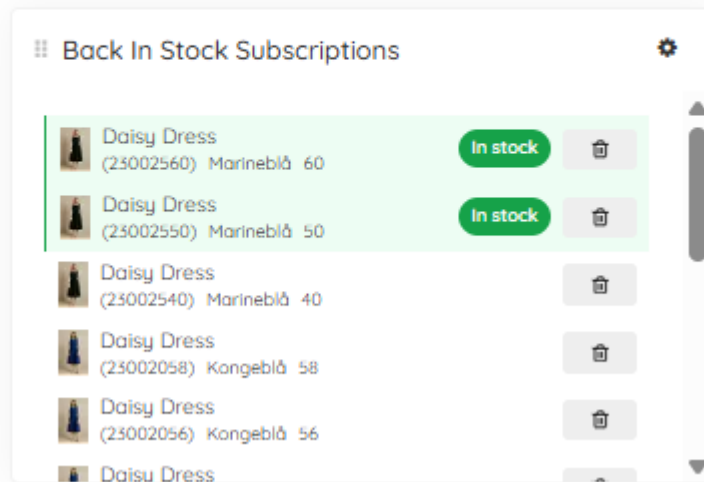
Setting

Note: This feature requires configuration and setup before it can be used, it is not enabled by default

Back in stock

The Back in Stock feature allows customers to subscribe to notifications when a specific product variant (color-size combination) is sold out. Once the item is available again, customers are automatically notified via email and the TRIMIT app, helping them stay informed and return to purchase as soon as the product is back in stock.

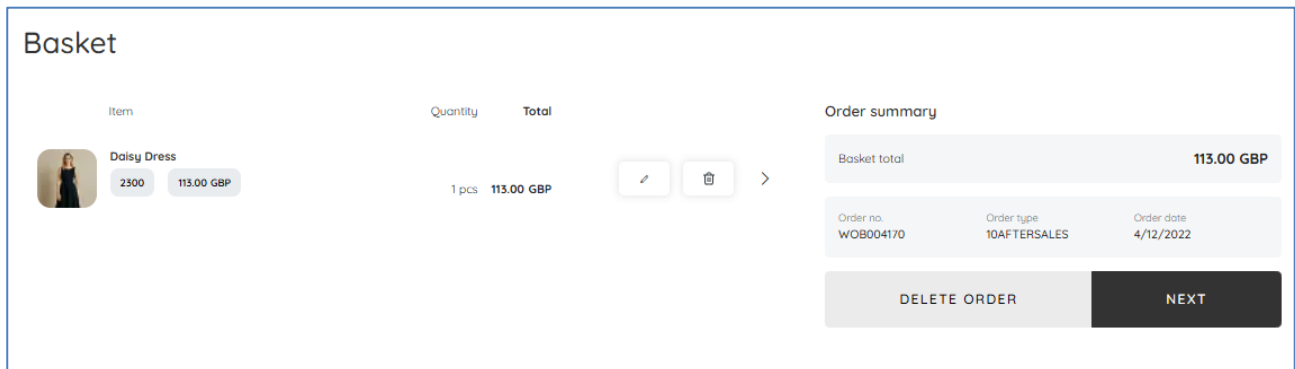
B2B Dashboard



Note: This feature requires configuration and setup before it can be used, it is not enabled by default

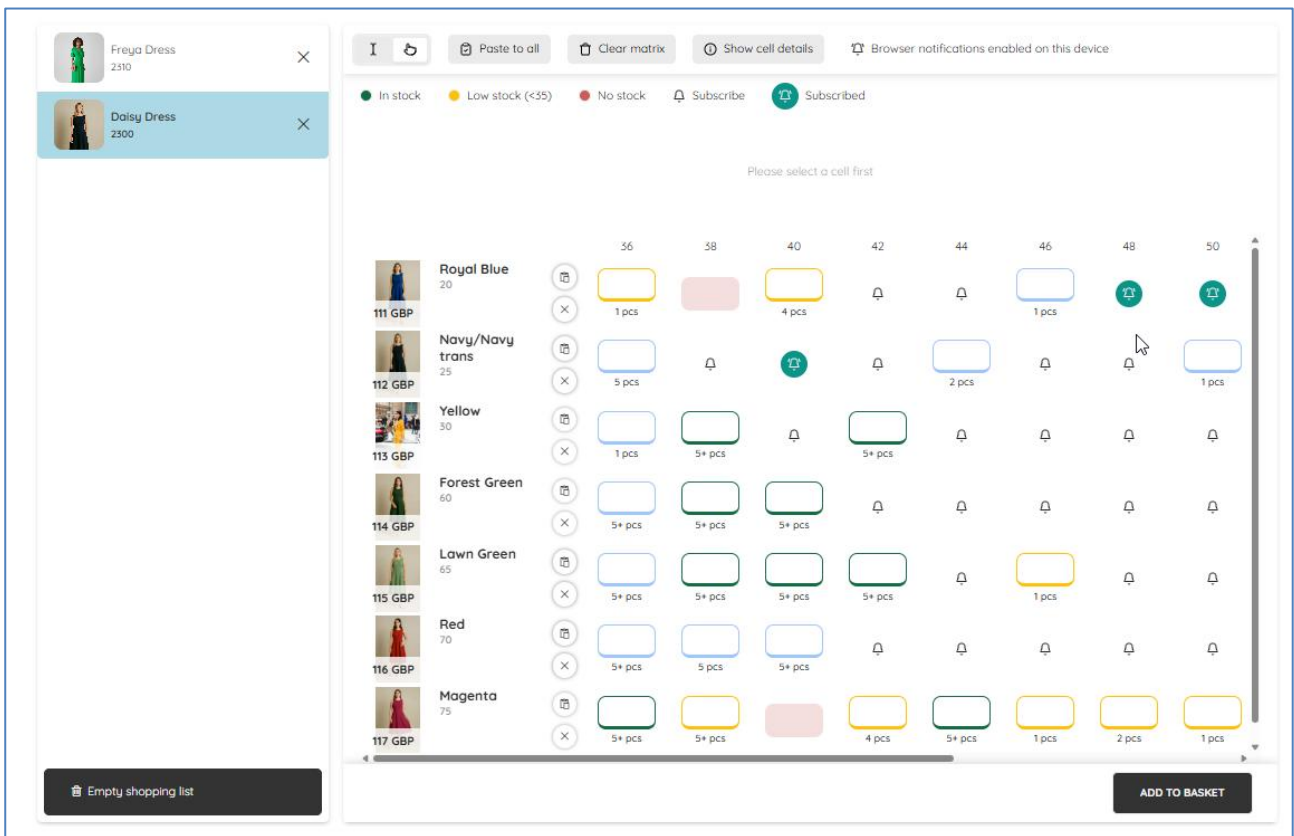
New basket and submit pages

TRIMIT E-commerce introduces a redesigned Basket and Submit experience with a cleaner, more modern layout and improved usability. The new basket design provides a clearer overview of items, pricing, savings, and order summary, with actions and navigation more intuitively placed. This streamlined structure improves readability, reduces visual clutter compared to the previous basket layout, and guides users more efficiently through order review and submission.



New shopping list

TRIMIT E-commerce introduces a redesigned Shopping List with an improved, more intuitive user experience. The new layout provides a clearer overview of products, variants, and stock status, making it easier to plan purchases and manage quantities. Enhanced visual indicators for availability and simplified actions help users work more efficiently with shopping lists before adding items to the basket.



Quick add to basket for flat items

The Quick Add to Basket feature has been extended to support flat items - products without a color-size matrix. Customers can now add these items directly to the basket from the Product Listing Page (PLP) without navigating to the Product Detail Page (PDP). This enhancement builds on the existing Quick Add to Basket functionality, enabling faster purchasing and a smoother shopping experience for simple products across both desktop and mobile devices.

Multiple email recipients on submit page

The Submit Page in TRIMIT E-commerce now supports multiple email recipients. Users can add more than one email address during order submission, by using semicolon, ensuring that order confirmations and related communications are automatically sent to all relevant recipients. This feature improves collaboration and visibility for teams involved in the ordering process.

Sales agents sign up

The new Sales Agent Sign Up feature allows sales agents to register directly on the SA portal by entering their sales agent's name, authorization code, and other relevant information. This registration process can now be completed either from the TRIMIT Business Central back end or directly through the Sales Agent front end, providing greater flexibility and simplifying onboarding for sales agents.

Create User

Salesperson	<input type="text"/>
Authorization code	<input type="text"/>
Language/Country	<input type="text" value="v"/>
First name	<input type="text"/>
Last name	<input type="text"/>
Email	<input type="text" value="jr@contoso.com"/>
Username	<input type="text" value="jr@contoso.com"/>
Password	<input type="password" value="*****"/>
Re-type password	<input type="password" value=""/>

CREATE USER

Login page layout customizations

Login page customization for SA and B2B portals can now be managed directly from Soft Admin. Website administrators can change the placement of the login box and upload custom background images to better match branding and design requirements. This feature provides greater flexibility in tailoring the look and feel of the login pages across different portals without the need for development work.

Login & Home Page

Login

Sign up button Show "Sign Up" button on login page	Default: <code>false</code>	Yes ▾
Login message Show login message over image	Default: <code>false</code>	Yes ▾
Login box placement Where the login box should be placed	Default: <code>box-center</code>	Seperated ▾
Footer on login Display footer on login page	Default: <code>false</code>	No ▾
Active order exists If an active order exists, goto this page after login:	Default: <code>editorder</code>	Edit order ▾
Active order doesn't exists If no active order exists, goto this page after login:	Default: <code>home</code>	Home Page ▾

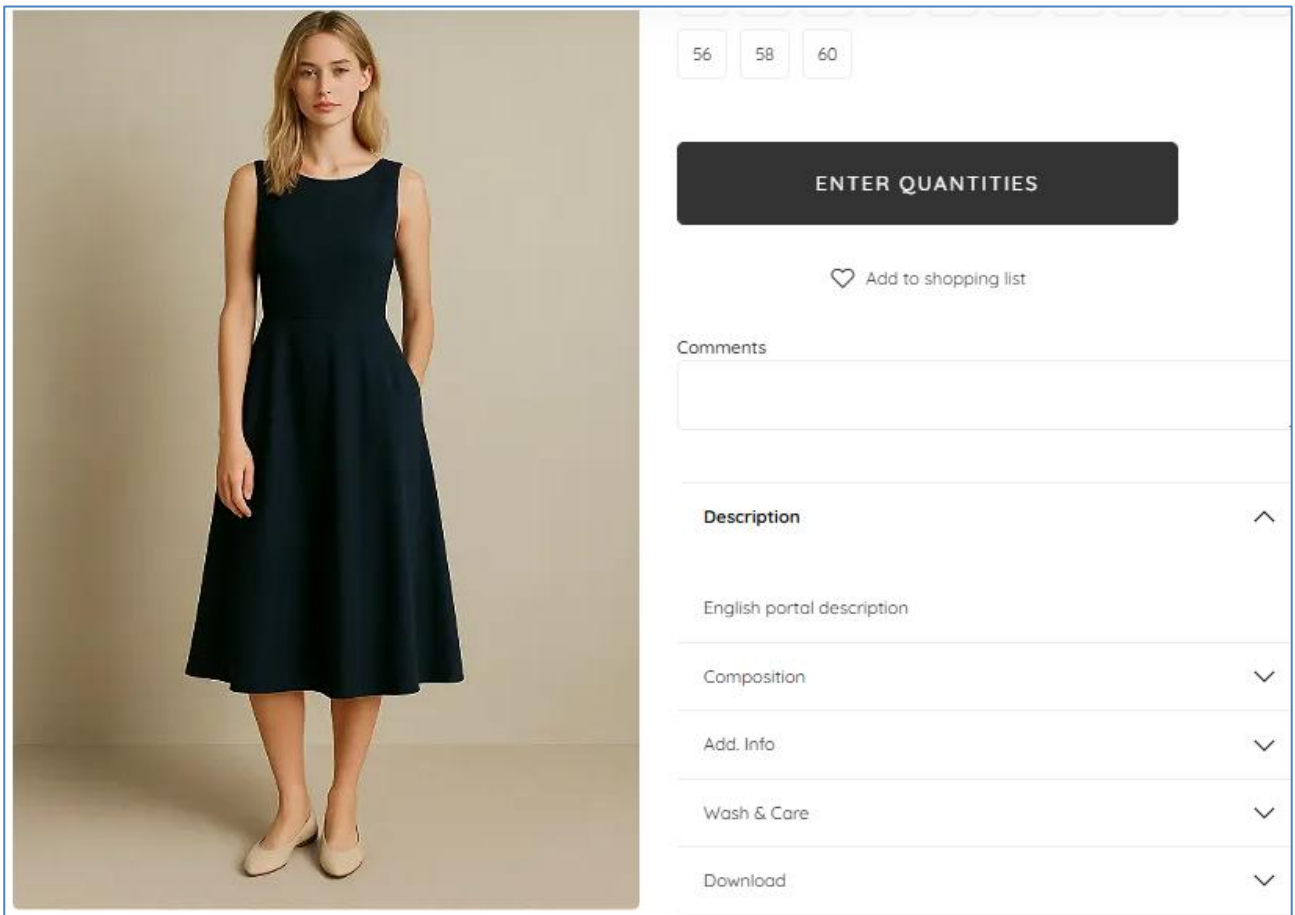
Edit login image

Change login image

✕ Remove login image

Accordion layout for additional information on product page

Product pages now feature an accordion-based layout for additional information such as product composition, extended details, wash and care instructions, and downloadable files. These sections are displayed as foldable menus positioned beside the product image, making better use of available space and improving readability and usability by allowing customers to easily expand only the information they need.



Campaign filter on product list page

A new Campaign filter has been added to the Product List Page, allowing customers to easily filter products by campaign directly from the product overview. The filter appears as a dropdown alongside other product-related filters and dynamically displays only the campaigns associated with the products in the current list. This makes it quick and intuitive to narrow down products for a specific campaign and improves product discovery and navigation.

System message feature

The System Message feature allows administrators to display configurable banner messages on SA and B2B portals directly from Soft Admin. The message appears as a moving banner with a customizable background and content, making it ideal for important announcements such as planned maintenance or service updates. Messages can be scheduled to appear within a defined time period, ensuring timely and relevant communication with customers.

Update Shop

Indstillinger

- Logo & Favicon
- Login & Home Page
- Product Overview
- Product Filters
- Product Details
- Search
- Appearance
- Google Services
- Advanced

Promoverede Varer

Placering Af Promoverede Varer

Kampagner

Cache

Theme Changer

Templates (Emails And Pages)

Opsætning Af Cookie-Advarsel

Kategoriser Cookies

System Message

Planning Site Down / Maintenance

Show system message (B2B+SalesAgent) in header of the site

Display the message: No

Message to display: The site has maintenance planned jan. 16. @ 10.00
(NOTE: You can use HTML tags)

Message custom CSS: font-weight: bold; font-size: 15px; color: #fff;

Background color:

Scroll: Yes

Scroll speed (px pr. sec): 100

Show on loginpage: Yes

SAVE

Maintenance redirect page

The Maintenance Redirect feature allows administrators to configure a dedicated maintenance page in Soft Admin that is displayed when the SA or B2B portal is unavailable. The page can be customized with an image and text and scheduled for a specific time period. A preview option is also available, enabling administrators to review the maintenance page before it goes live and ensure clear communication during planned downtime.

- Update Shop
- Indstillinger
- Logo & Favicon
- Login & Home Page
- Product Overview
- Product Filters
- Product Details
- Search
- Appearance
- Google Services
- Advanced
- Promoverede Varer
- Placering Af Promoverede Varer
- Kampagner
- Cache
- Theme Changer
- Templates (Emails And Pages)
- Opsætning Af Cookie-Advarsel
- Kategoriser Cookies
- System Message

Planning Site Down / Maintenance

Planning site down / maintenance

Site down for maintenance ▼
ACTIVE (NOTE: the site will still be accessible for an admin - just log into cpoadmin first)

Title

Title css

Message

Message css

Body css


Show 'site down for maintenance' from 🗑️

Show 'site down for maintenance' until 🗑️

Upload image:

Select

Current image:



Delete image

Link with example: <https://portals.trimit.dev/plr/site-down.html>

Update shop visual progress

When data synchronization with TRIMIT Business Central is launched, administrators are now shown a visual progress indicator. A small progress bar displays how much of the synchronization process is completed and how much remains, providing better visibility and transparency while the shop data is being updated.

X

Current schedule: Catalog

8%

1 / 12

Supplier Portal Reintroduced

The Supplier Portal has now been reintroduced and is once again available for use after a period of inactivity.

This portal enables improved collaboration with suppliers by providing direct access to relevant purchase information and communication tools. Through the Supplier Portal, suppliers can:

- View purchase orders and associated product details
- Add comments and engage in basic communication directly on orders
- Update and manage delivery dates

This functionality helps improve supplier interactions, increase transparency, and ensure more efficient handling of purchase orders and delivery planning.

